




iFlex Slide Gate

Slide Gates provide access openings for pedestrians and vehicles at certain points within barrier sections.

The gate creates a physical stop to prevent pedestrians and drivers travelling straight through a gap or crossing point. The telescopic sliding motion optimises space and can remain open; ideal for vehicle entry and exit into areas.

Compatible with all Pedestrian Barriers and combined Pedestrian and Traffic Barriers, they can be installed on their own or in pairs to increase the size of the opening.







Ergonomic design with no sharp edges.

Environmentally friendly and 100% recyclable.

Self coloured and UV stabilised for continued high visibility and long lasting aesthetics with no repainting.



Memaplex™ advanced polymer created from an exclusive composition of the most sophisticated polyolefins and rubber additives, expertly blended for unequalled durability.

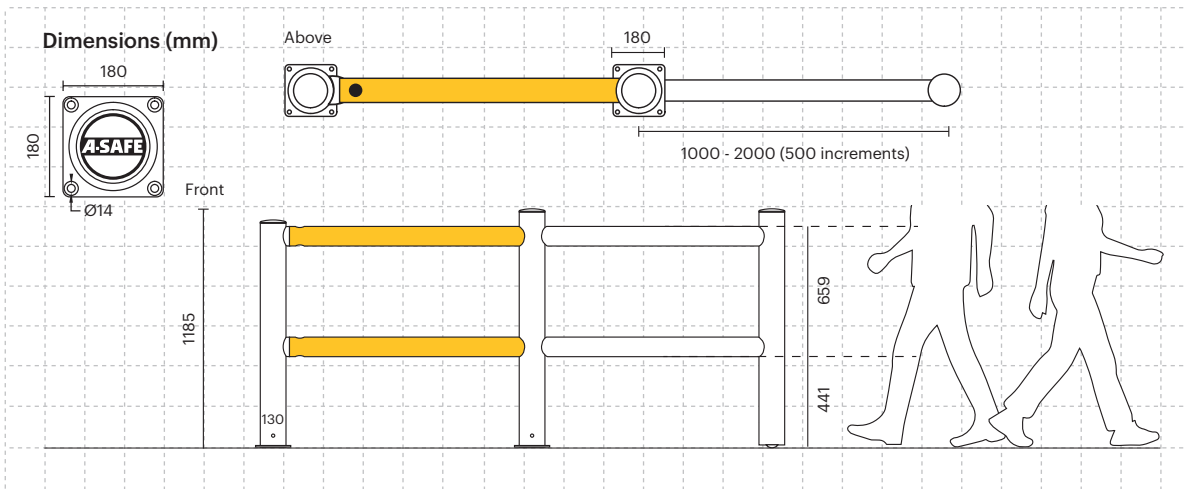


Space optimisation and zero route obstruction when gate is open, enabled by telescopic slide operation.

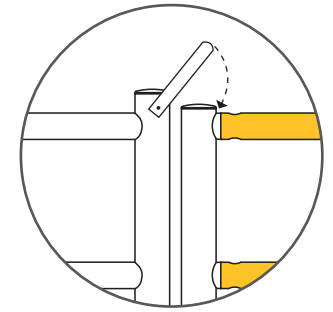


Ultra-low maintenance material is chemical and water resistant, non-corrosive, non-scratch and self coloured so no repainting, rusting, flaking or corrosion.

Technical Information



Twin-gate option allows the gate to be installed in pairs to provide a maximum opening of 4000mm.




Gate Hasp option is recommended for both post to post and gate to post options.

Post Options



Rail Option



*Please note that the RAL and PANTONE colours listed are the closest match to standard A-SAFE colours, but may not be exact matches of the actual product colour and should be used for guidance only.

