

# 190-T2-P1

PEDESTRIAN BARRIER RANGE 190-T2-P1



# 190-T2-P1

The 190-T2-P1 pedestrian barrier is built for high-risk environments with frequent vehicle movement. Its reinforced design provides maximum protection for pedestrians by dissipating impact energy and reducing the likelihood of serious damage or injury.

This barrier is suitable for complex layouts and high-traffic zones, offering both visual guidance and physical defence. It helps create structured pedestrian routes in logistics hubs, manufacturing plants, and distribution centres, improving safety and operational efficiency across the site.

## Applications:

### Define walkways

Create clear pedestrian routes to guide foot traffic and improve safety across your facility.

### Separate people from vehicles

Physically and visually segregate pedestrians from moving vehicles to reduce risk.

### Connect work zones safely

Establish safe access paths between operational areas to support efficient movement.

### Encourage safe behaviour

Promote confident navigation in shared spaces with visible, structured pathways.

### Support compliance

Help meet workplace safety standards with clearly defined pedestrian zones.



## Features & Benefits



Single System Performance



New coupling system for faster install



Three-layered engineering for increased reliability



Adaptable with a suite of accessories



Active Technology integration for immediate impact reports



Exclusive Memaplex and Monoplex polymer



Patented Coupling Technology reduces and dissipates dynamic load energy



No floor damage, preserved fixings



Unbeatable ROI with little-to-no damage to vehicles and infrastructure on impact



No repainting as system is self-coloured



UV protected and tested to ISO 4892-3




Reduced maintenance, repair and replacements

## Our Materials

### MEMAPLEX™

Memaplex is the ultimate strength polymer created from an exclusive composition expertly blended for unequalled strength and flexibility.

Advanced Engineering Molecular reorientation during manufacturing creates a unique built-in memory that enables the barrier to fully recover following impacts.



### MONOPLEX™

Monoplex material redefines industrial safety. It's superior strength, reliability and recovery make it a barrier system with unbeatable performance.

#### Single system performance

Three-layered engineering and the removal of steel baseplates ensure total protection, regardless of where the barrier is impacted.

#### Unrivaled reliability

Engineered for high-performance resilience, Monoplex withstands repeated impacts, reforming to its original position after every collision.

## Post Technology

The secret to the extreme strength and flexibility of the post is in the unique, three-layered, monocast construction.

#### A Impact Layer

Engineered for maximum impact resistance and shape recovery, the Impact Zone takes the initial shock of impact.

#### B Shock-absorption Layer

Impact energy is then transferred and dissipated within the patented, ultra-flexible shock-absorption zone.

#### C Stability Layer

The Stability Zone combines extreme tensile strength with just the right amount of elasticity to dissipate the remaining impact energy.



## Energy Dissipation System



A patented dual-phase system that provides unrivaled energy dissipation

- 1 Rail flexes under impact, activating the post pin.
- 2 The shock absorber compresses, dispersing impact energy.

- D Shock Absorber
- E Ratchet Band
- F Rail Cap
- G Post Pin
- H Rail

# PEDESTRIAN BARRIER RANGE 190-T2-P1

## Optional Extras

Further increasing adaptability, the 190-T2-P1 can be enhanced with a suite of optional extras to keep your facility running efficiently and safely.

### Active Technology

Sensors detect impacts in real time, providing valuable insights into your facility's impact hot spots and operational efficiency.



### Retractable Barrier


Attach to any 190-T2-P1 post with a simple twist-and-lock mechanism to close access to restricted areas.

Manufactured from high tensile polyester, A-SAFE's high quality tape webbing ensures a smooth retraction, eliminating tangling and sag over a 9m opening.

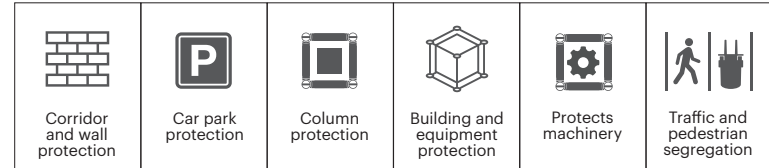


## Suitability

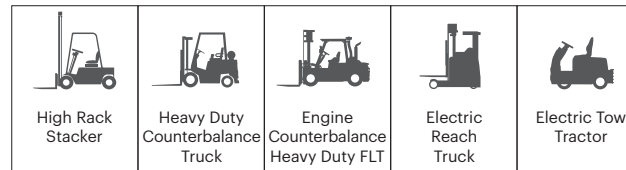
### Environment



### Fit for purpose application

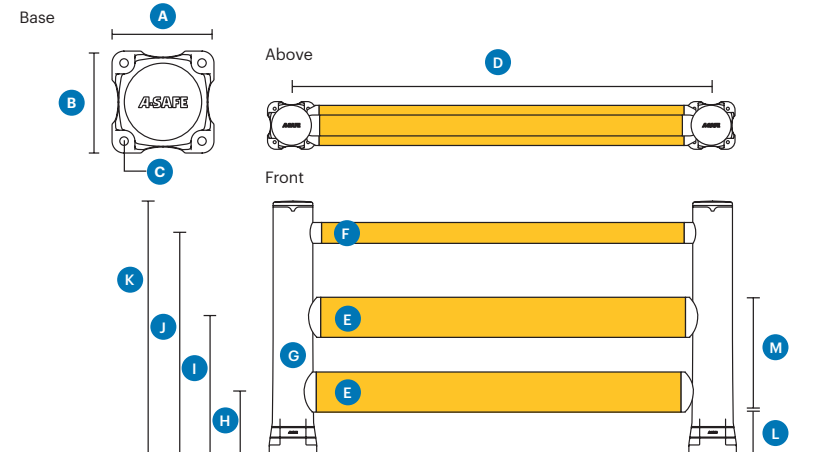


### Vehicle Suitability



## Product Dimensions

- A** 230mm
- B** 230mm
- C** 14mm
- D** 1,000, 1,600, 2,200mm\*
- E** 190mm
- F** 100mm
- G** 190mm
- H** 300mm
- I** 650mm
- J** 1050mm
- K** 1135mm
- L** 205mm
- M** Impact Zone - 205-745mm



\*Other rails available on request